

## HEALING NO. FOUR

2x guitar intro: Ebmaj7 / Bbmaj7 / C / C  
2x add picking guitar, bass, drums & loops  
bringing in and out secondary loop on bars 3 and 4

loop one continues underneath

Amaj7                  Em7                  Amaj7                  Gmaj7  
things happen little chameleon hold you harmless and indemnify it's a big surprise: odd  
wounds from even burns gradually heal over is it death has to die before life can take over?  
*piano riff over verse, add secondary loop / switch to ride*

Ebmaj7      Bbmaj7      C      C  
penned down by a history whose spine i can't define  
attempting to bend a circle from a line  
under the forest talk- seduce the curve twice maching the solstice line  
we belong to a different place

2x guitar intro: Ebmaj7 / Bbmaj7 / C / C  
bringing in and out secondary loop on bars 3 and 4

Amaj7                  Em7                  Amaj7                  Gmaj7  
thrwng picturs out of mvng wndws cn't tke the plce of mrdr lke a nw hrstyle cn't bt the all-  
american suicide and I've  
tried them all you know it's a goddamn lie, but still I love to say I've tried them all i don't know why

but where was I in the crooks of those pivotal times?

when young women ran from rapists with one shoe  
in the middle of the night down south kedzie avenue?  
when people needed a ride where was I?  
I may remain one of the larger crooks of those pivotal times...  
still I may remain

Ebmaj7      Bbmaj7      C      C  
penned down by a history whose spine I can't define  
attempting to bend a circle from a line  
under the forest talk- seducing curves  
thrice maching the solstice line  
we belong to a different place  
oh- and I'm pouring over  
all the things you never said and all the things your never saying still  
we belong to a better place  
under the forest talk- seducing curves  
once maching the solstice line  
we all get to the same place

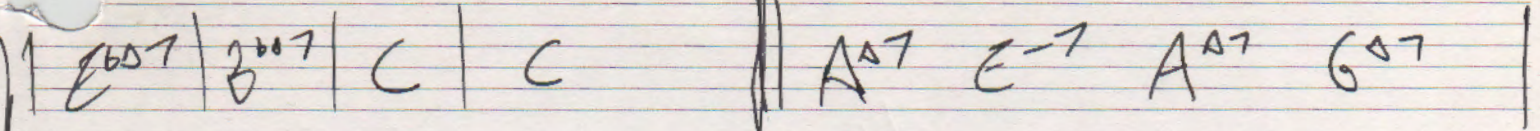
string riff: B 6<sup>th</sup> D<sup>4</sup> A<sup>4</sup>




# Heating No. 4

Intro  
+ 4th harmonics

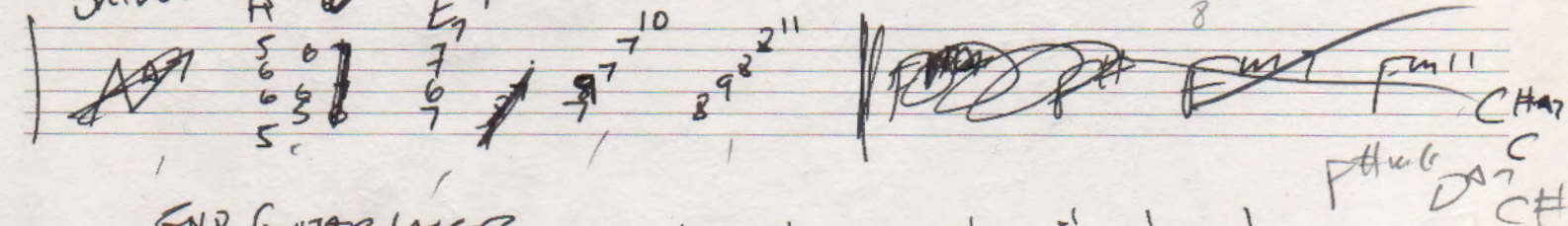
Verse:



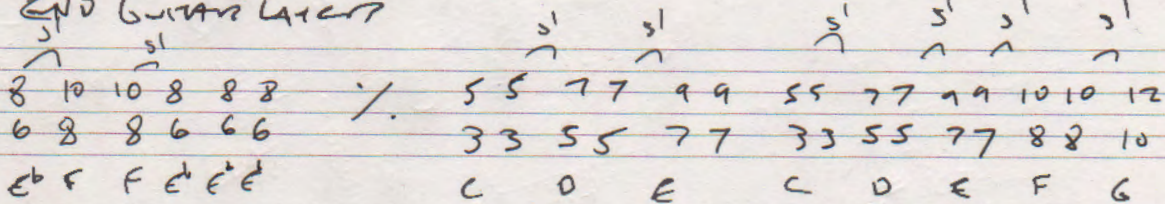
Intro Picking



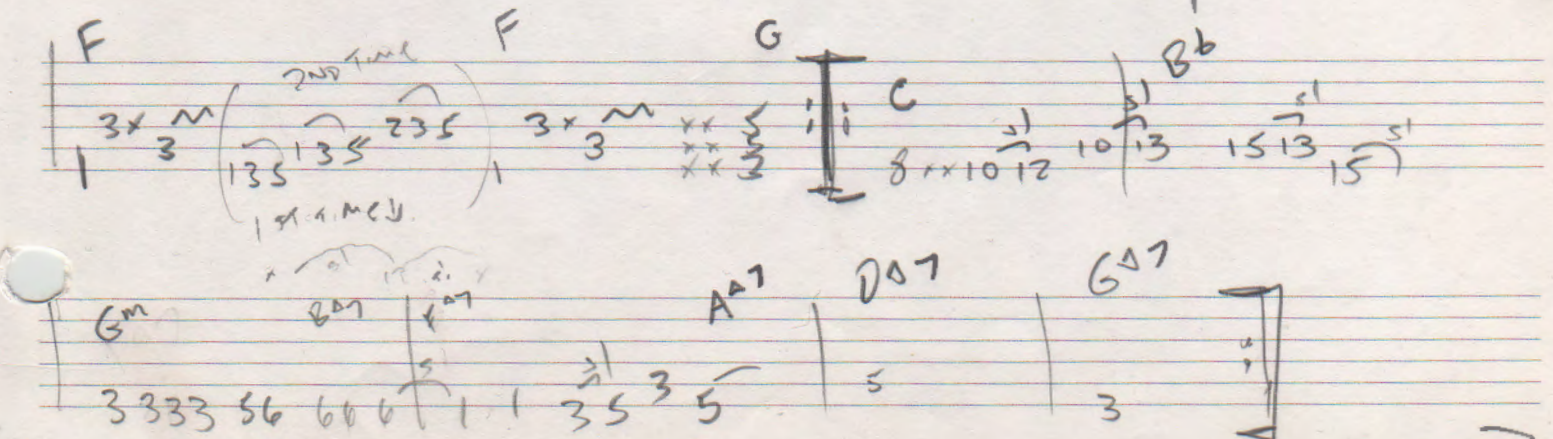
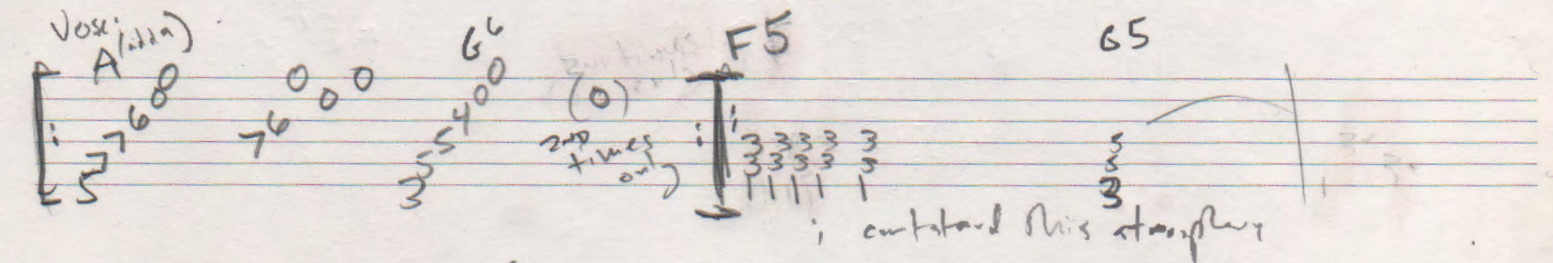
Bridge: A7 D-7(b9) E9



END GUITAR LICK



SPARKLE





# HEALING No. FOUR

(piano)

1

Amaj7 Eb/V

1: right hand

2: left hand

5

Amaj7 Eb/V

1: right hand

2: left hand

9

1: right hand

2: left hand



# HEALING NO. FOUR (NOX)

Handwritten musical notation for the first system, featuring staves for Voice (V), Bass (B), and Piano (P). The notation includes various notes, rests, and accidentals, with chord symbols written above the staves.

Chord symbols: A<sup>Δ</sup>7, E-7, A<sup>Δ</sup>7, G<sup>Δ</sup>7, B<sup>Δ</sup>7, C, E<sup>Δ</sup>7, B<sup>Δ</sup>7, C.

Staff labels: V, B, P.

Handwritten musical notation for the second system, featuring staves for Voice (V), Bass (B), and Piano (P). The notation includes various notes, rests, and accidentals, with chord symbols written above the staves.

Chord symbols: A<sup>Δ</sup>7, D<sup>Δ</sup>7, E<sup>Δ</sup>7, E<sup>Δ</sup>7.

Staff labels: V, B, P.

Handwritten musical notation for the third system, featuring staves for Voice (V), Bass (B), and Piano (P). The notation includes various notes, rests, and accidentals, with chord symbols written above the staves.

Chord symbols: A<sup>Δ</sup>7, D<sup>Δ</sup>7, E<sup>Δ</sup>7, E<sup>Δ</sup>7.

Staff labels: V, B, P.